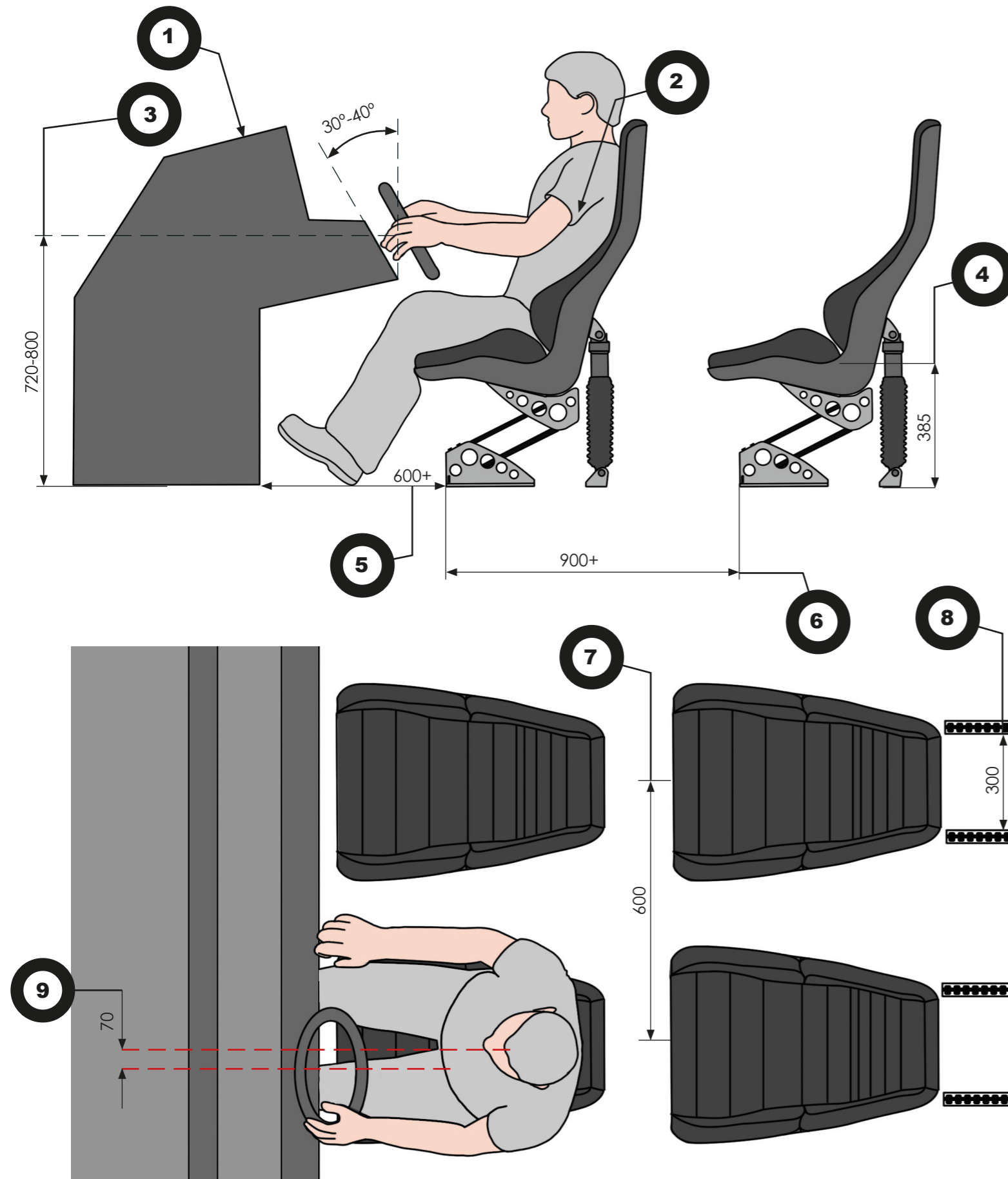


# ALL YOU NEED TO KNOW - ULLMAN DAYTONA SEATS

INSTALL - USE - MAINTAIN



## 1: Console design

Aiming for the best console ergonomics? Visit [ullmandynamics.com](http://ullmandynamics.com) for full design guide lines.

## 2: Posture

Optimal seating posture is achieved with an upright forward facing position. Head and shoulders in a vertically aligned position and full backrest contact.

## 3: Steering wheel hub

An all-around recommended hub height is between 720-800mm.

## 4: Seating height

The Ullman Daytona series has a seating height of 385mm. Always let the seat installation height be driven by your platforms sight lines.

## 5: Knee Clearance

Recommended spacing between console and seat (front face of spring unit) = 600+ mm.

## 6: Seat layout - Longitudinal split

Recommended longitudinal seat c-c measure is 900+ mm.

## 7: Seat layout - Lateral split

Recommended lateral seat c-c measure is 600+ mm.

## 8: Tracks

A lateral c-c measure of 300 mm is the most compatible for Ullman Jockey seats.

## 9: Wheel position

For optimal operational ergonomics, place the wheel with a 30° (35-45°) vertical angle with an offset lateral position of 70 mm (compared to seat centre). This gives a symmetrical grip between the wheel and throttle and an upright seating position.

## Maintenance:

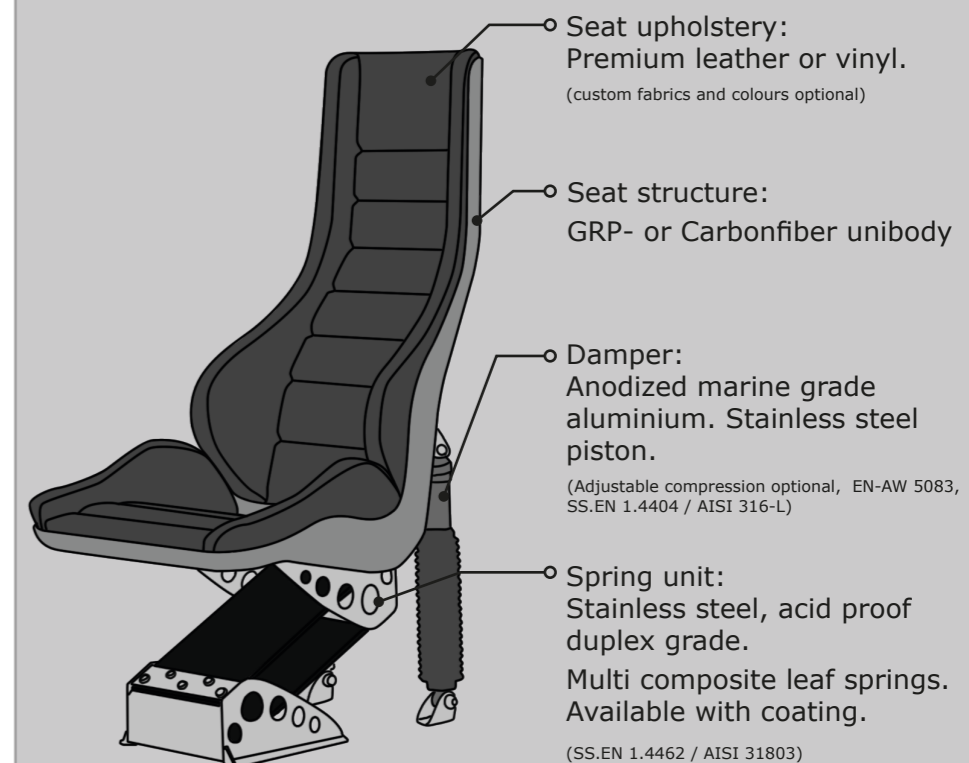
### Functional

No maintenance needed.

### Aesthetic

Fresh water rinse after usage.

For longest aesthetic life time use weather protection cover (optional). Allow seats to dry after usage.



### Disclaimer

Driving fast at sea is always associated with significant risks, especially in high sea states.

Even the best seats in the world will never be a guarantee against injuries.

The enhanced control and comfort of the Ullman Jockey Seats and the Ullman Cockpit System can make you want to drive faster.

Do not drive your boat faster than what feels comfortable for everyone on-board. It is your responsibility as a boat driver to keep everybody on-board safe.

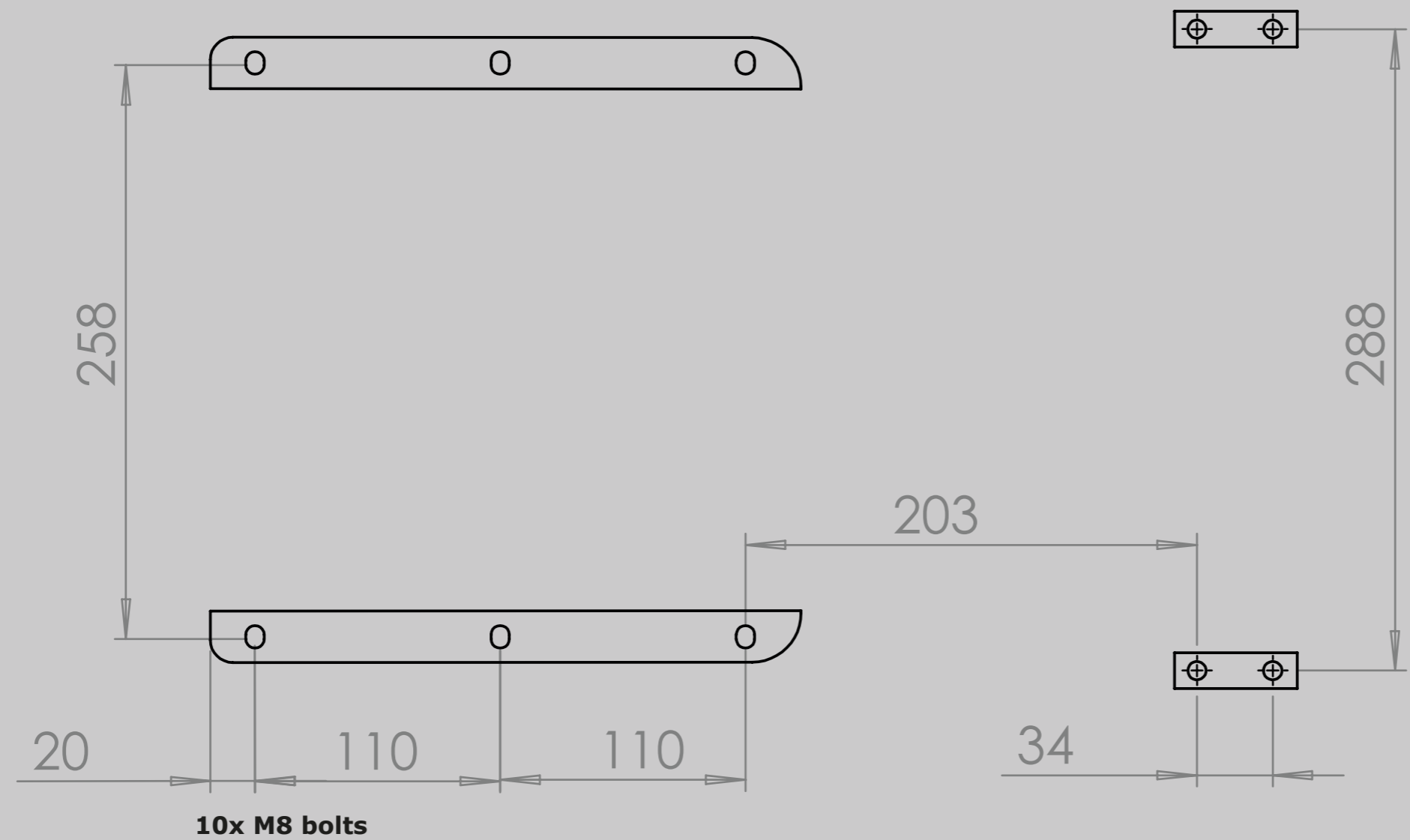
### REMEMBER:

Discomfort is a sign of dangerous exposure. Pain is a sign of threatening injury.

ALL YOU NEED TO KNOW - ULLMAN DAYTONA SEATS  
install - use - maintain



Daytona series deck hole pattern



For fastening techniques, installation guidance and fastening/  
mounting accessories, visit [ullmandynamics.com](http://ullmandynamics.com)

